
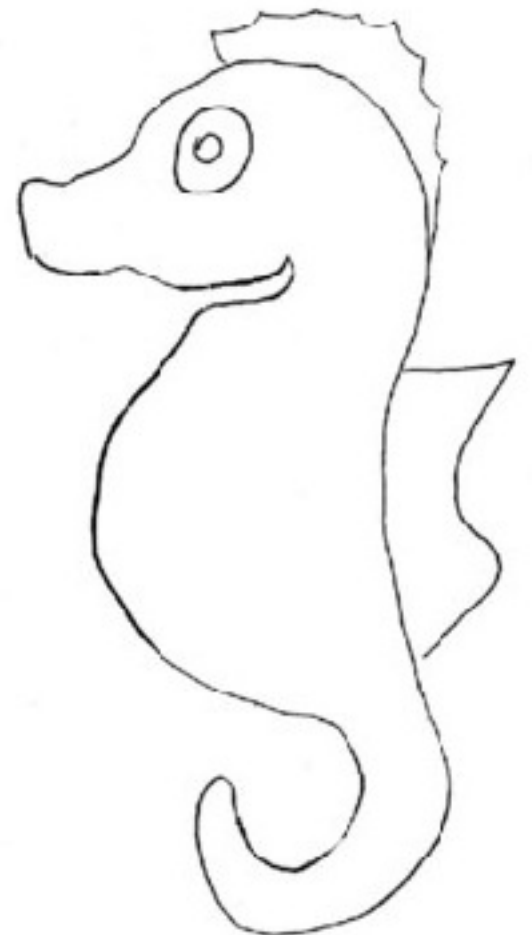



TORN PAPER FISH



PAPER PLATE OCEAN



CRAFTS

OCEAN SCENE

Copy the **template** of sea animals. Have the children paint a piece of white construction paper blue. Add sand along the bottom of the paper to represent the ocean floor. Glue the ocean animals to the scene. Glue small seashells to the sand. (These can be purchased in the craft section at Wal-Mart)

FISH IN A FINGERPAINT SEA

Print the **fish template**. Have each child create a large, finger-painted picture of the ocean using blue and/or green finger paint. Provide the children with the fish template and have them color and cut out the fish. Glue the fish to the finger paint sea.

HANDPRINT JELLYFISH

Paint each child's hand with a light pink paint. Press the painted hand onto a piece of paper. Turn the hand the fingers are pointed down. Add eyes to the head of the jelly fish.

SONGS AND FINGERPLAYS

I'M A LITTLE FISH

(Sung to: "I'm a Little Teapot")

I'm a little fish, I like to swim

(put hands in prayer position facing away from you... they're the fish. Wiggle them back and

forth like a fish swimming through the water.)

You can't catch me, 'cause I have fins

(shake finger back and forth "no no no")

When I swim past my friends, I hear them say

(put hand to ear like you're listening)

Stop your swimming and come and play!

(make a STOP gesture with hand and then jump up in the air)

RECIPES AND SNACKS

OCEAN JELLO

Make blue Jello according to directions. Let set up. Put Jello in individual dessert cups make and add Dole pineapple sea creature shapes.

TUNA FISH TOAST

Prepare your favorite tuna recipe. Cut an English muffin in the shape of a fish. Spread tuna over the muffin and add an olive cut in half for the eye.