
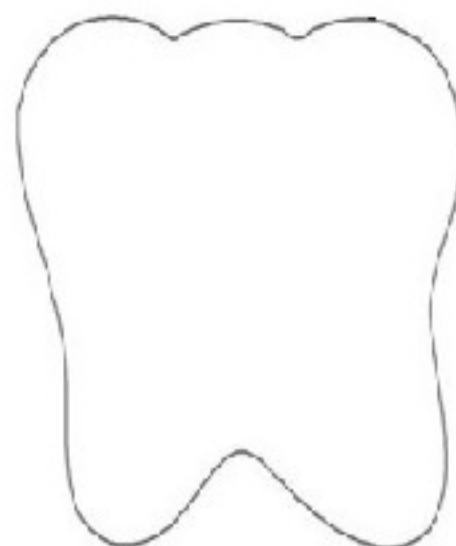
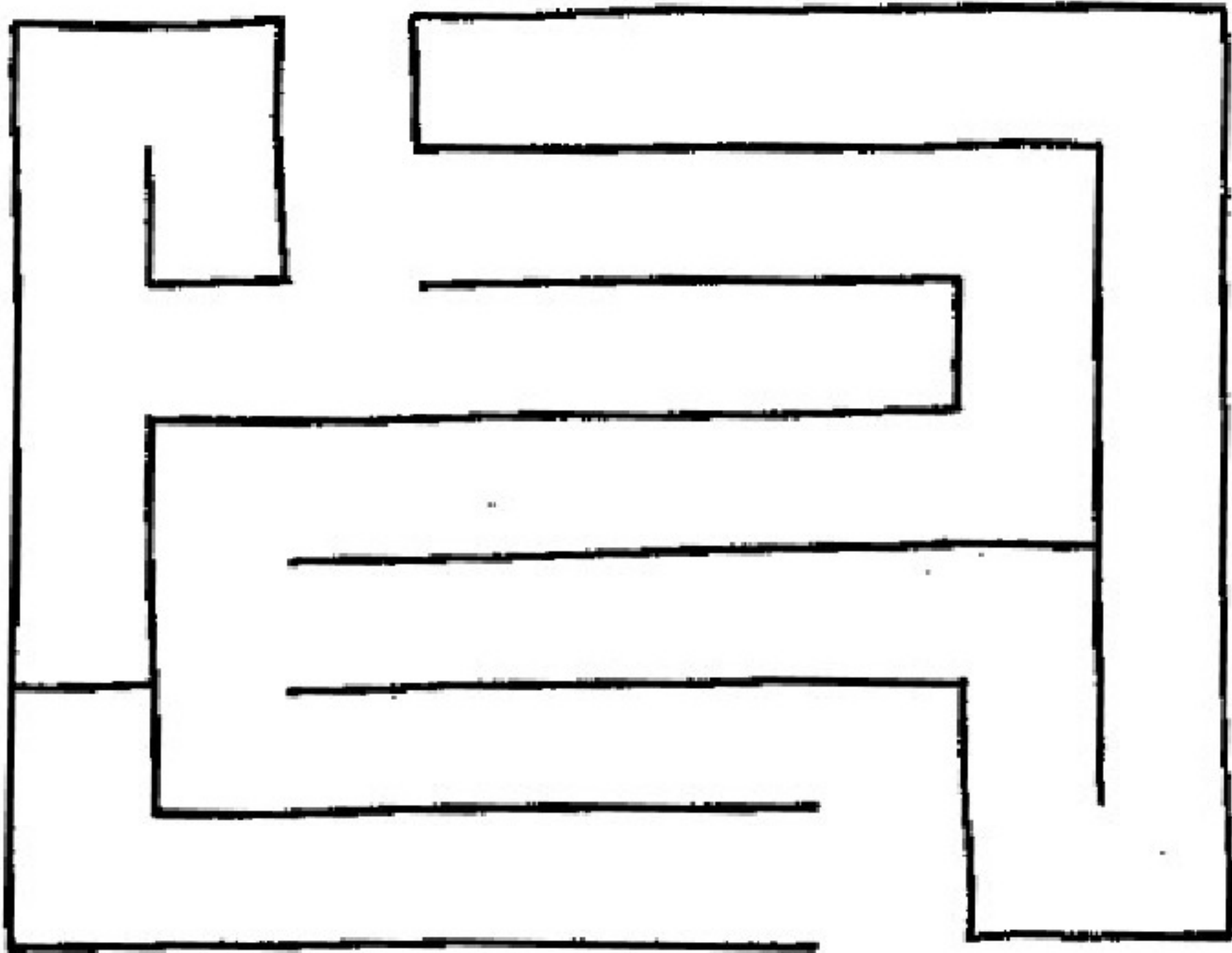


HAPPY TOOTH





Help the toothbrush and toothpaste  
find the tooth!



## **CRAFTS**

### **HAPPY TOOTH PAPER CRAFT**

This is an easy paper craft. Copy the **template** on card stock. Cut out the pieces. Have the children color the pieces. Glue together and add a craft stick to make a stick puppet.

### **JUMBO TOOTHBRUSH**

Fold a 9x12 piece of white construction paper in half. Draw lines and have children cut up the lines and make bristles for your tooth brush. Make a brush handle out of colored const. paper. Put child's name on the handle. Glue brush onto handle.

## **SONGS AND FINGERPLAYS**

### **A TOOTH FELL OUT**

A tooth fell out, and left a space  
So big my tongue could touch my face.  
And every time I smile, I show  
a space where something used to grow.  
I miss my tooth as you can guess  
But then, I have to brush one less!

## **SNACKS AND RECIPES**

### **FRUIT ROLL UP TOOTH IMPRESSIONS**

Give each child a fruit roll up and let them gently bite into the roll up and leave teeth impressions. Encourage the children to look at their impressions, and then eat the roll up.